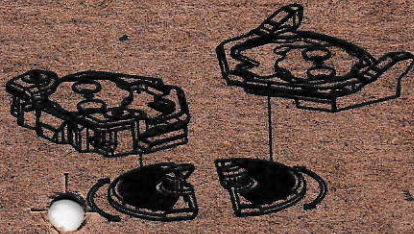




**SCAN ME**  
FOR SET UP VIDEO

### 1. SET ANGLES



### 2. FRONT FOOT:

**REGULAR**

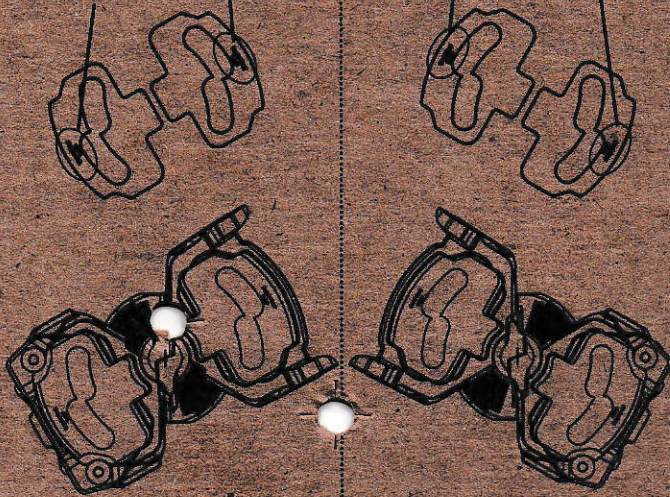
**OR**

**GOOFY?**

**IMPORTANT:** Match flip-flop plates, Regular/Regular or Goofy/Goofy

Front Regular - Front Regular

Front Goofy - Front Goofy

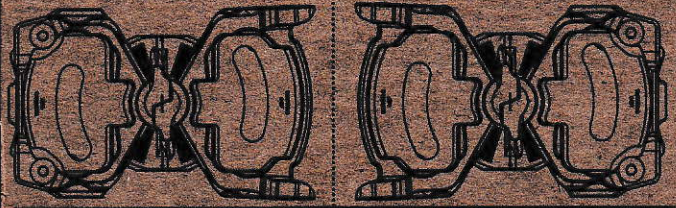


### 3. BACK FOOT:

**REGULAR**

**OR**

**GOOFY?**



**IMPORTANT:** Match flip-flop plates, Side A/Side A or Side B/Side B

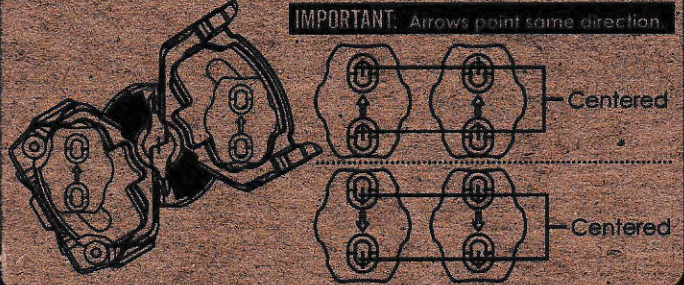
**ANGLES?**

-12° to 0°: Back Side B  
0° to 12°: Back Side A

-12° to 0°: Back Side A  
0° to 12°: Back Side B

### 4. INSERT SLOT WASHERS FOR MICRO STANCE ADJUSTMENT

**IMPORTANT:** Arrows point same direction



### 5. ALIGN TO SEAM. TIGHTEN SCREWS.



**RIDE MODE 3.0**

front foot

back foot